


CONVEYOR AND PROCESS BELTS
TECHNICAL DATA SHEET

CODE	NA-538	TYPE	3M8 U0-U3
-------------	---------------	-------------	------------------

COMPOSITION

Conveying surface	Material	Polyurethane (TPU)	
	Thickness	0.30 mm	0.012 in.
	Surface pattern	Smooth	
	Colour	Green	
	Coefficient of friction	LF	
Textile carcass	Material	Polyester (PET)	
	Plies no.	3	
	Weft type	Rigid	
Driving surface	Material	Fabric with polyurethane (TPU) impregnation	
	Thickness	--- mm	--- in.
	Surface pattern	Fabric	
	Colour	Grey	


TECHNICAL SPECIFICATIONS

Total thickness	2.20 mm	0.09 in.	
Weight	2.40 kg/m ²	0.49 lbs./sq.ft	
Elongation at 1%	10 N/mm	57.0 lbs./in.	
Max. admissible pull	20 N/mm	114.2 lbs./in.	
Temperature resistance ⁽¹⁾	min.	-20 °C	-4 °F
	max.	100 °C	212 °F

⁽¹⁾Use of the belt with limit values may reduce its life.

Minimum radius / diameter ⁽²⁾		
■ Knife edge minimum radius	no	
■ Bending roller min. diameter	60 mm	2.36 in.
■ Counter-bending roller min. diameter	80 mm	3.15 in.

⁽²⁾ The above mentioned values depend on the type of CHIORINO joint recommended.

Coefficient of friction on driving surface		
■ Raw steel sheet	0.20 [-]	
■ Laminated plastic/wood	0.25 [-]	
■ Steel roller	0.20 [-]	
■ Rubberized roller	0.30 [-]	

Max. production width	2100 mm	83 in.
-----------------------	---------	--------

SUITABLE FOR

- Textile: printing blankets
- Packaging
- Plastic materials moulding

FEATURES

Humidity influence	no
Suitable to metal detector	yes
Permanent antistatic dynamically (UNI EN ISO 21179)	yes
Static conductivity (UNI EN ISO 284)	no
Conveying on skid bed	yes
Conveying on rollers	yes
Conveying on skid bed on top and return	no
Troughed conveying	no
Swan neck conveying	yes
Inclined conveying	no
Accumulators belts	yes
Curved conveyor	no
Chemical resistances (see file available on line)	5

COMPLIANCES

- REACH Regulation EC 1907/2006 and amendments
- Regulation EC 1935/2004 and amendments
- Regulation EC 2023/2006 and amendments
- Regulation EU 10/2011 and amendments
- FDA (Food and Drug Administration)

NOTES

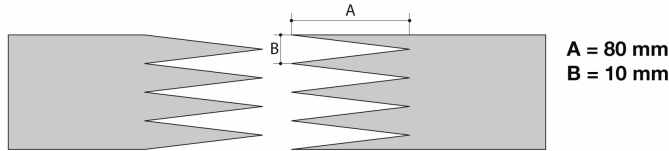
R = high transversal stability

Issue: 24-07-2009

Last Update: 05-01-2018

DISCLAIMER

The information contained in this document describes the features of the CHIORINO product as tested in a laboratory environment at a temperature of +23 degrees °C at 50% relative humidity. It does not necessarily reflect the conditions of industrial use and it does not guarantee the product to be suitable for certain applications. The client remains liable for the proper selection and correct use of the CHIORINO product. CHIORINO cannot be held responsible should damages arise from the use of its products. Necessary alterations to this data can be made without prior notice.

CODE NA-538
TYPE
3M8 U0-U3
Recommended joining procedure
SINGLE Z

Other joining methods can be used:

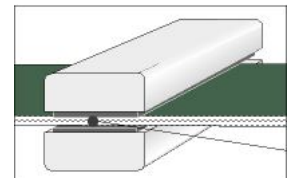
 DIAGONAL SINGLE Z
 DOUBLE Z
 SKIVED JOINT '2'
 STEP

Check our general catalogue to get further info on CHIORINO joining methods.

• Pressing
Heating press P \ PL \ PLS

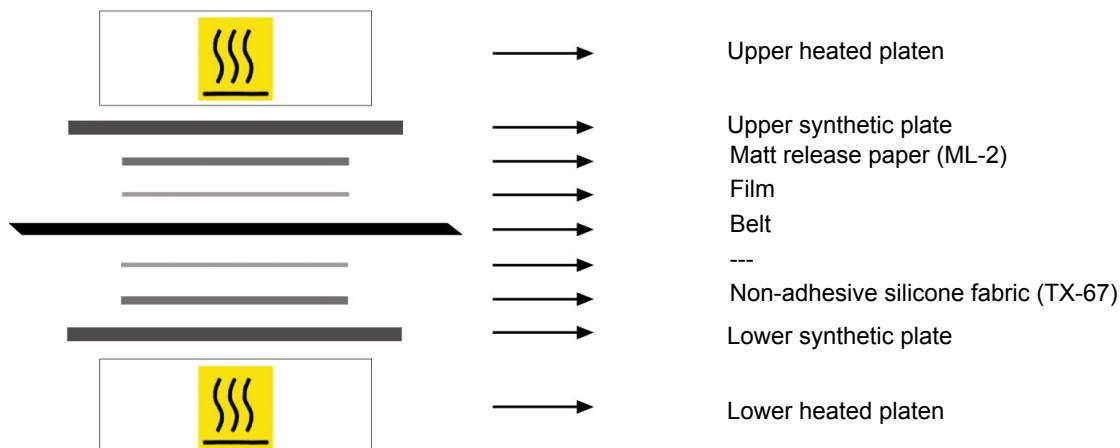
Press settings	
Upper platen temperature	155 °C
Lower platen temperature	155 °C
Temperature gauge setting	150 °C
Curing time in press	--- min.
Pressure	2 bar
Film	TC-31 - Green PU film
Cement	--

1. Use the KM330 thermometer to check the effective temperature inside the belt. Place the thermometer gauge as shown by the drawing at side.



2. Allow the cooling cycle to be completed before removing the belt from the press.

3. A reliable strength of the joint is ensured, providing that temperatures reached by the press are those indicated in the table at side. A periodical inspection of the thermostats is recommended, to make sure they function correctly.

• Layout of components

• Notes

Issued: 15-06-2005

Last Update: 30-01-2014

DISCLAIMER

The information contained in this document describes the features of the CHIORINO product as tested in a laboratory environment at a temperature of +23 degrees °C at 50% relative humidity. It does not necessarily reflect the conditions of industrial use and it does not guarantee the product to be suitable for certain applications. The client remains liable for the proper selection and correct use of the CHIORINO product. CHIORINO cannot be held responsible should damages arise from the use of its products. Necessary alterations to this data can be made without prior notice.