

CONVEYOR AND PROCESS BELTS

TECHNICAL DATA SHEET

CODE **NA-1283**

TYPE

2MT5 U0-V5 RT N

COMPOSITION

Conveying surface	Material	PVC 45 Sh.A (±5)	
	Thickness	0.50 mm	0.020 in.
	Surface pattern	RT	
	Colour	Black	
	Coefficient of friction	HF	
Textile carcass	Material	Polyester (PET)	
	Plies no.	2	
	Weft type	Combined	
Driving surface	Material	Fabric with polyurethane (TPU) impregnation	
	Thickness	---	mm --- in.
	Surface pattern	LdB fabric	
	Colour	White	

TECHNICAL SPECIFICATIONS

Total thickness	1.90 mm	0.07 in.
Weight	2.10 kg/m ²	0.43 lbs./sq.ft
Elongation at 1%	6 N/mm	34.0 lbs./in.
Max. admissible pull	12 N/mm	68.5 lbs./in.
Temperature resistance ⁽¹⁾	min.	-10 °C 14 °F
	max.	60 °C 140 °F

⁽¹⁾Use of the belt with limit values may reduce its life.

Minimum radius / diameter ⁽²⁾

■ Knife edge minimum radius	no	
■ Bending roller min. diameter	40 mm	1.57 in.
■ Counter-bending roller min. diameter	60 mm	2.36 in.

⁽²⁾ The above mentioned values depend on the type of CHIORINO joint recommended.

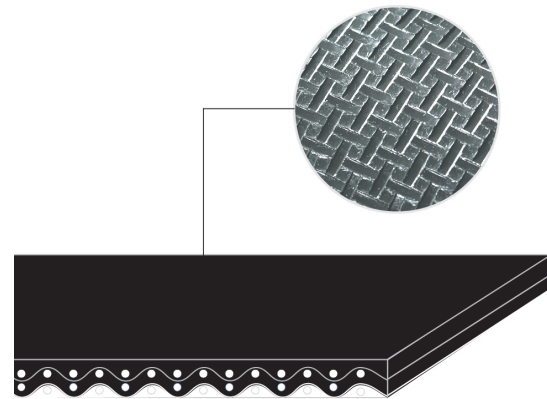
Coefficient of friction on driving surface

■ Raw steel sheet	0.20 [-]
■ Laminated plastic/wood	0.25 [-]
■ Steel roller	0.20 [-]
■ Rubberized roller	0.30 [-]

Max. production width 2000 mm 79 in.

SUITABLE FOR

Packaging
Materials handling
Postal automation



FEATURES

Humidity influence	no
Suitable to metal detector	yes
Permanent antistatic dynamically (UNI EN ISO 21179)	yes
Static conductivity (UNI EN ISO 284)	no
Conveying on skid bed	yes
Conveying on rollers	yes
Conveying on skid bed on top and return	no
Troughed conveying	yes
Swan neck conveying	no
Inclined conveying	yes
Accumulators belts	no
Curved conveyor	yes
Chemical resistances (see file available on line)	4

COMPLIANCES

REACH Regulation EC 1907/2006 and amendments
Flame Retardant UL94HB Horizontal Burning

NOTES

Issue: 17-02-2015

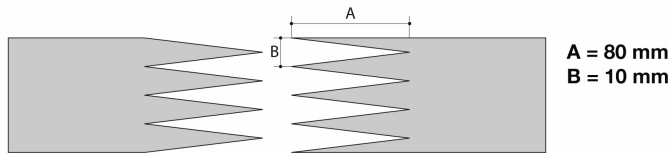
Last Update: 23-06-2016

DISCLAIMER

The information contained in this document describes the features of the CHIORINO product as tested in a laboratory environment at a temperature of +23 degrees °C at 50% relative humidity. It does not necessarily reflect the conditions of industrial use and it does not guarantee the product to be suitable for certain applications. The client remains liable for the proper selection and correct use of the CHIORINO product. CHIORINO cannot be held responsible should damages arise from the use of its products. Necessary alterations to this data can be made without prior notice.

CODE **NA-1283** TYPE **2MT5 U0-V5 RT N**

Recommended joining procedure **SINGLE Z**



Other joining methods can be used:

- DIAGONAL SINGLE Z
- DOUBLE Z
- SKIVED JOINT '2'
-

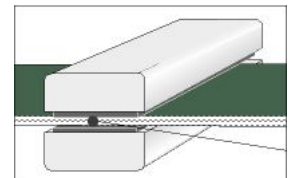
Check our general catalogue to get further info on CHIORINO joining methods.

• Pressing

Heating press **P \ PL \ PLS**

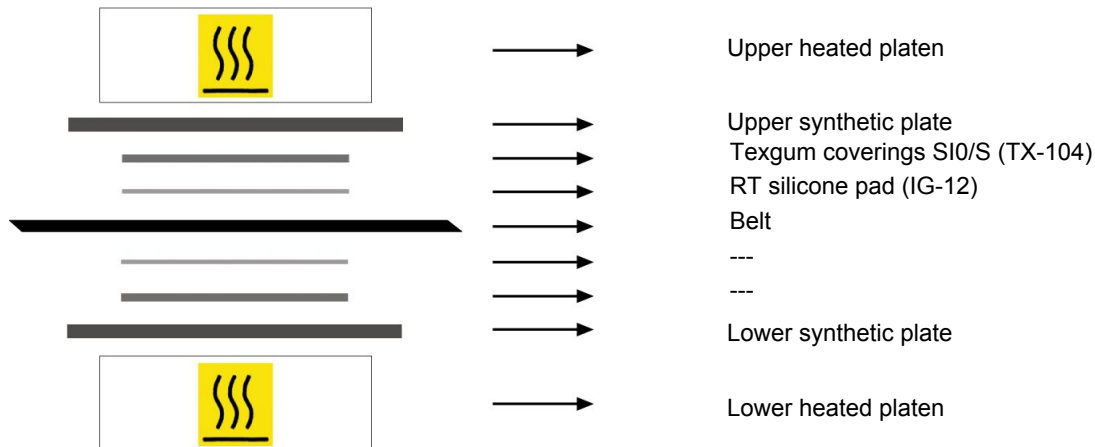
Press settings	
Upper platen temperature	175 °C
Lower platen temperature	175 °C
Temperature gauge setting	175 °C
Curing time in press	3 min.
Pressure	3 bar
Film	
Cement	---

1. Use the KM330 thermometer to check the effective temperature inside the belt. Place the thermometer gauge as shown by the drawing at side.



2. Allow the cooling cycle to be completed before removing the belt from the press.
3. A reliable strength of the joint is ensured, providing that temperatures reached by the press are those indicated in the table at side. A periodical inspection of the thermostats is recommended, to make sure they function correctly.

• Layout of components



• Notes

Issued: 06-11-2015

Last Update: 05-04-2017

DISCLAIMER

The information contained in this document describes the features of the CHIORINO product as tested in a laboratory environment at a temperature of +23 degrees °C at 50% relative humidity. It does not necessarily reflect the conditions of industrial use and it does not guarantee the product to be suitable for certain applications. The client remains liable for the proper selection and correct use of the CHIORINO product. CHIORINO cannot be held responsible should damages arise from the use of its products. Necessary alterations to this data can be made without prior notice.