

CODE NA-1178
TYPE
PT1.4 G3-G3
COMPOSITION


Conveying surface	Material	Synthetic elastomer		
	Thickness	0.25 mm	0.010 in.	
	Surface pattern	FLL		
	Colour	Green P347C		
	Coefficient of friction	HF		
Textile carcass	Material	Polyester (PET)		
	Plies no.	1		
	Weft type	Flexible		
Driving surface	Material	Synthetic elastomer		
	Thickness	0.25 mm	0.010 in.	
	Surface pattern	FLL		
	Colour	Black		

TECHNICAL SPECIFICATIONS

Total thickness	1.40 mm	0.06 in.	
Weight	1.60 kg/m ²	0.33 lbs./sq.ft	
Elongation at 1%	6 N/mm	34.0 lbs./in.	
Max. admissible pull	6 N/mm	34.3 lbs./in.	
Temperature resistance ⁽¹⁾	min.	-20 °C	-4 °F
	max.	+100 °C	212 °F
⁽¹⁾ Use of the belt with limit values may reduce its life.			
Minimum roller diameter ⁽²⁾			
■ Knife edge	no		
■ Bending roller	15 mm	0.6 in.	
■ Counter-bending roller	20 mm	0.8 in.	
⁽²⁾ The above mentioned values depend on the type of CHIORINO joint recommended.			
Coefficient of friction on driving surface			
■ Raw steel sheet	0.40 [-]		
■ Laminated plastic/wood	0.50 [-]		
■ Steel roller	0.40 [-]		
■ Rubberized roller	0.60 [-]		
Max. production width	1200 mm	47 in.	

SUITABLE FOR

Printing and graphic
Materials handling: multiple drives
Postal automation


FEATURES

Humidity influence	no
Suitable to metal detector	no
Permanent antistatic dynamically (UNI EN ISO 21179)	yes
Static conductivity (UNI EN ISO 284)	yes
Conveying on skid bed	yes
Conveying on rollers	yes
Conveying on skid bed on top and return	no
Troughed conveying	yes
Swan neck conveying	no
Inclined conveying	yes
Accumulators belts	no
Curved conveyor	yes
Chemical resistances (see file available on line)	8

COMPLIANCES

REACH Regulation EC 1907/2006 and amendments

NOTES

Issue: 13-06-2012

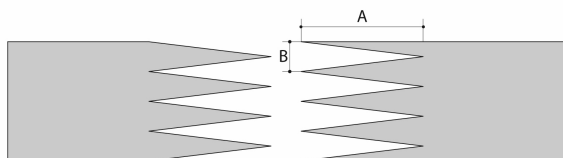
Last Update: 23-06-2016

DISCLAIMER

The information contained in this document describes the features of the CHIORINO product as tested in a laboratory environment at a temperature of +23 degrees C at 50% relative humidity. It does not necessarily reflect the conditions of industrial use and it does not guarantee the product to be suitable for certain applications. The client remains liable for the proper selection and correct use of the CHIORINO product. CHIORINO cannot be held responsible should damages arise from the use of its products. Necessary alterations to this data can be made without prior notice.

CODE	NA-1178	TYPE	PT1.4 G3-G3
-------------	---------	-------------	--------------------

Recommended joining procedure	MICRO Z
--------------------------------------	----------------



A = 30 mm
B = 6 mm

Other joining methods can be used:

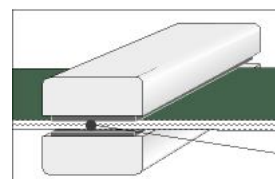
Check our general catalogue to get further info on CHIORINO joining methods.

• Pressing

Heating press P \ PL \ PLS

Press settings	
Upper platen temperature	160 °C
Lower platen temperature	160 °C
Temperature gauge setting	160 °C
Curing time in press	3 min.
Pressure	3 bar
Film	
Cement	---

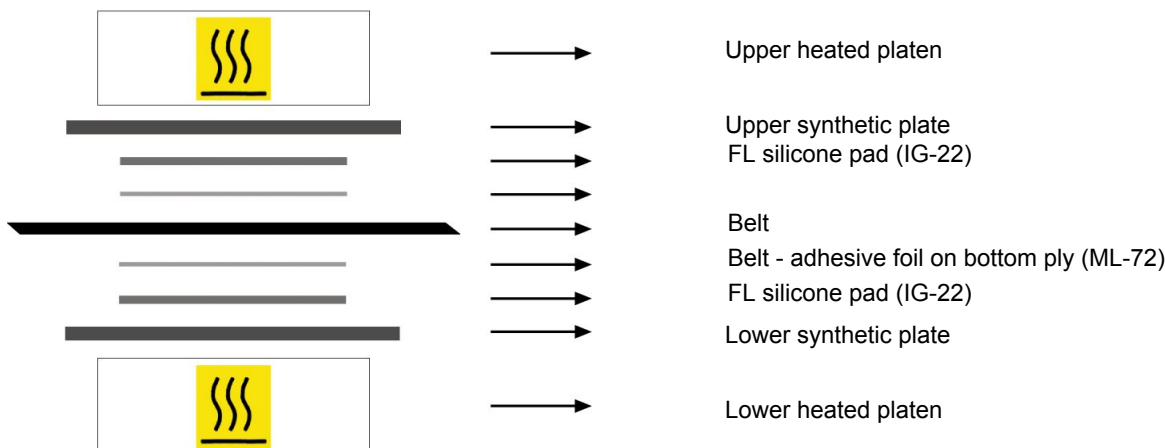
1. Use the KM330 thermometer to check the effective temperature inside the belt. Place the thermometer gauge as shown by the drawing at side.



2. Allow the cooling cycle to be completed before removing the belt from the press.

3. A reliable strength of the joint is ensured, providing that temperatures reached by the press are those indicated in the table at side. A periodical inspection of the thermostats is recommended, to make sure they function correctly.

• Layout of components



• Notes

Issued: 05-03-2013

Last Update: 30-01-2014

DISCLAIMER

The information contained in this document describes the features of the CHIORINO product as tested in a laboratory environment at a temperature of +23 degrees C at 50% relative humidity. It does not necessarily reflect the conditions of industrial use and it does not guarantee the product to be suitable for certain applications. The client remains liable for the proper selection and correct use of the CHIORINO product. CHIORINO cannot be held responsible should damages arise from the use of its products. Necessary alterations to this data can be made without prior notice.

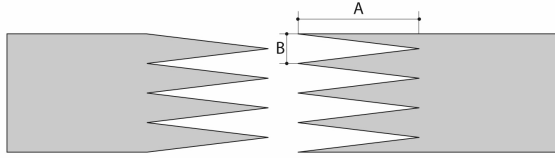
CODE **NA-1178**

TYPE

PT1.4 G3-G3

• Recommended jointing procedure

“FAST JOINT” MICRO Z



A = 30 mm
B = 6 mm

Other jointing methods can be used:

Check our general catalogue to get further info on CHIORINO jointing methods.

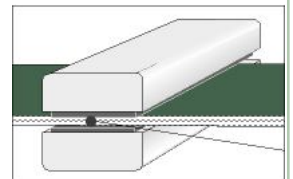
• Pressing

Heating press P50 FJ

Advice for the press adjustment:

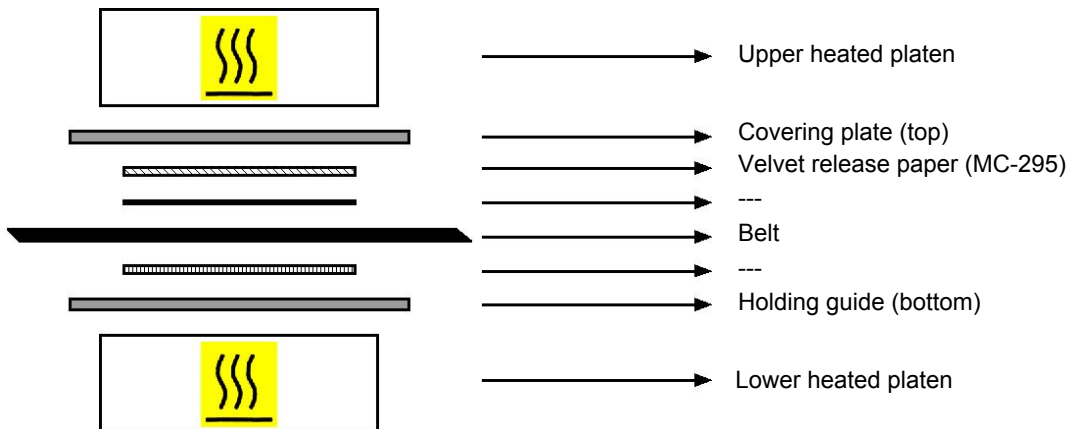
Press settings	
Upper platen temperature	180 °C
Lower platen temperature	180 °C
Temperature gauge setting	180 °C
Curing time in press	4 min.
Cooling time	10 min.

1. Use the KM330 thermometer to check the effective temperature inside the belt. Place the thermometer gauge as shown by the drawing at side.



2. Allow the cooling cycle to be completed before removing the belt from the press.
3. A reliable strength of the joint is ensured, providing that temperatures reached by the press are those indicated in the table at side. A periodical inspection of the thermostats is recommended, to make sure they function correctly.

• Layout of components



• Notes

Issue: 19-09-2012

Last Update:

DISCLAIMER

The information contained in this document describes the features of the CHIORINO product as tested in a laboratory environment at a temperature of +23 degrees C at 50% relative humidity. It does not necessarily reflect the conditions of industrial use and it does not guarantee the product to be suitable for certain applications. The client remains liable for the proper selection and correct use of the CHIORINO product. CHIORINO cannot be held responsible should damages arise from the use of its products. Necessary alterations to this data can be made without prior notice.