

CODE NA-1177
TYPE
PT1.4 EL G3-G3 FL
COMPOSITION

Conveying surface	Material	Synthetic elastomer	
	Thickness	0.25 mm	0.010 in.
	Surface pattern	FL	
	Colour	Green P347C	
	Coefficient of friction	HF	
Textile carcass	Material	Polyurethane (TPU)	
	Plies no.	---	
	Weft type	---	
Driving surface	Material	Synthetic elastomer	
	Thickness	0.25 mm	0.010 in.
	Surface pattern	FL	
	Colour	Black	

TECHNICAL SPECIFICATIONS

Total thickness	1.40 mm	0.06 in.
Weight	1.50 kg/m ²	0.31 lbs./sq.ft
Elongation at 8%	2,5 N/mm	14.0 lbs./in.
Max. admissible pull	2,5 N/mm	14.3 lbs./in.
Temperature resistance ⁽¹⁾	min.	-10 °C 14 °F
	max.	+60 °C 140 °F

⁽¹⁾ Use of the belt with limit values may reduce its life.

Minimum roller diameter ⁽²⁾

■ Knife edge	no	
■ Bending roller	15 mm	0.6 in.
■ Counter-bending roller	15 mm	0.6 in.

⁽²⁾ The above mentioned values depend on the type of CHIORINO joint recommended.

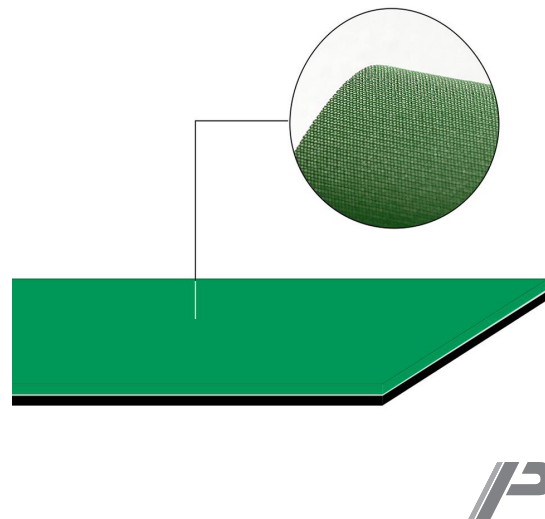
Coefficient of friction on driving surface

■ Raw steel sheet	0.40 [-]
■ Laminated plastic/wood	0.50 [-]
■ Steel roller	0.40 [-]
■ Rubberized roller	0.60 [-]

Max. production width 1200 mm 47 in.

SUITABLE FOR

Box folding industry
 Printing and graphic
 Packaging
 Check weighers
 Materials handling: multiple drives
 Postal automation


FEATURES

Humidity influence	no
Suitable to metal detector	no
Permanent antistatic dynamically (UNI EN ISO 21179)	yes
Static conductivity (UNI EN ISO 284)	yes
Conveying on skid bed	yes
Conveying on rollers	yes
Conveying on skid bed on top and return	no
Troughed conveying	yes
Swan neck conveying	no
Inclined conveying	yes
Accumulators belts	no
Curved conveyor	no
Chemical resistances (see file available on line)	8

COMPLIANCES

REACH Regulation EC 1907/2006 and amendments

NOTES

Issue: 13-06-2012

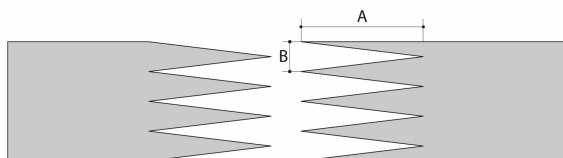
Last Update: 23-06-2016

DISCLAIMER

The information contained in this document describes the features of the CHIORINO product as tested in a laboratory environment at a temperature of +23 degrees C at 50% relative humidity. It does not necessarily reflect the conditions of industrial use and it does not guarantee the product to be suitable for certain applications. The client remains liable for the proper selection and correct use of the CHIORINO product. CHIORINO cannot be held responsible should damages arise from the use of its products. Necessary alterations to this data can be made without prior notice.

CODE	NA-1177	TYPE	PT1.4 EL G3-G3 FL
-------------	---------	-------------	--------------------------

Recommended joining procedure	MICRO Z
--------------------------------------	---------



A = 30 mm
B = 6 mm

Other joining methods can be used:

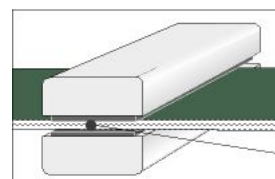
Check our general catalogue to get further info on CHIORINO joining methods.

• Pressing

Heating press P \ PL \ PLS

Press settings	
Upper platen temperature	160 °C
Lower platen temperature	160 °C
Temperature gauge setting	160 °C
Curing time in press	3 min.
Pressure	3 bar
Film	none
Cement	---

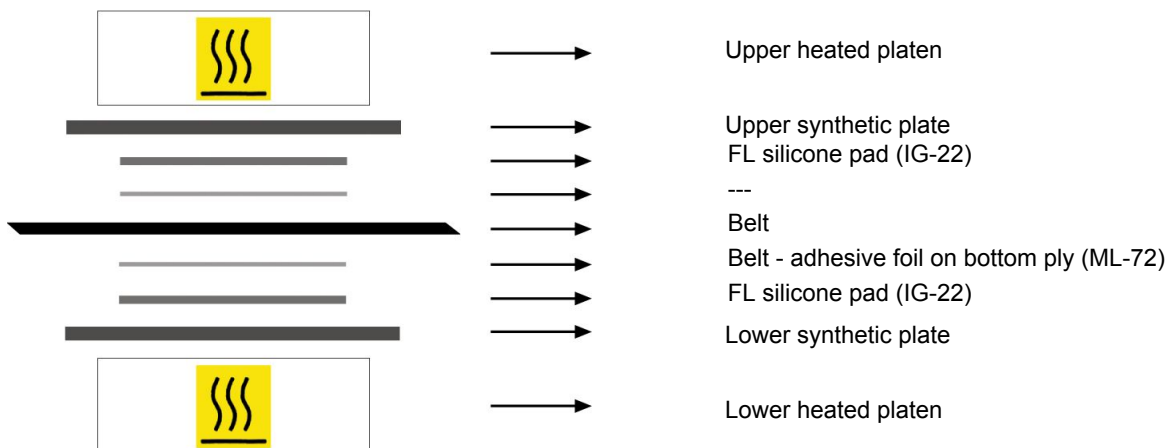
1. Use the KM330 thermometer to check the effective temperature inside the belt. Place the thermometer gauge as shown by the drawing at side.



2. Allow the cooling cycle to be completed before removing the belt from the press.

3. A reliable strength of the joint is ensured, providing that temperatures reached by the press are those indicated in the table at side. A periodical inspection of the thermostats is recommended, to make sure they function correctly.

• Layout of components



• Notes

Issued: 18-12-2012

Last Update: 30-01-2014

DISCLAIMER

The information contained in this document describes the features of the CHIORINO product as tested in a laboratory environment at a temperature of +23 degrees C at 50% relative humidity. It does not necessarily reflect the conditions of industrial use and it does not guarantee the product to be suitable for certain applications. The client remains liable for the proper selection and correct use of the CHIORINO product. CHIORINO cannot be held responsible should damages arise from the use of its products. Necessary alterations to this data can be made without prior notice.

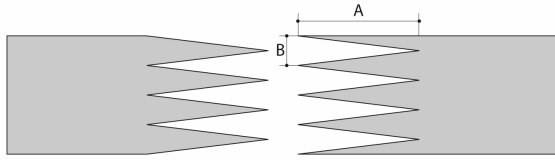
CODE **NA-1177**

TYPE

PT1.4 EL G3-G3 FL

• Recommended jointing procedure

“FAST JOINT” MICRO Z



A = 30 mm
B = 6 mm

Other jointing methods can be used:

Check our general catalogue to get further info on CHIORINO jointing methods.

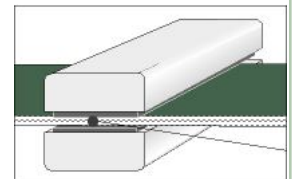
• Pressing

Heating press P50 FJ

Advice for the press adjustment:

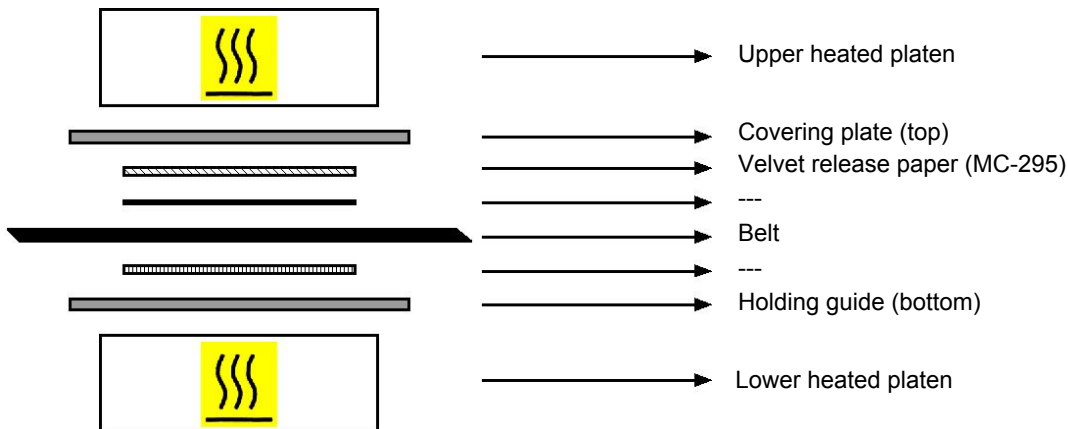
Press settings	
Upper platen temperature	180 °C
Lower platen temperature	180 °C
Temperature gauge setting	180 °C
Curing time in press	4 min.
Cooling time	10 min.

1. Use the KM330 thermometer to check the effective temperature inside the belt. Place the thermometer gauge as shown by the drawing at side.



2. Allow the cooling cycle to be completed before removing the belt from the press.
3. A reliable strength of the joint is ensured, providing that temperatures reached by the press are those indicated in the table at side. A periodical inspection of the thermostats is recommended, to make sure they function correctly.

• Layout of components



• Notes

Issue: 19-09-2012

Last Update:

DISCLAIMER

The information contained in this document describes the features of the CHIORINO product as tested in a laboratory environment at a temperature of +23 degrees C at 50% relative humidity. It does not necessarily reflect the conditions of industrial use and it does not guarantee the product to be suitable for certain applications. The client remains liable for the proper selection and correct use of the CHIORINO product. CHIORINO cannot be held responsible should damages arise from the use of its products. Necessary alterations to this data can be made without prior notice.