


**CODE NA-1024**
**TYPE**
**PT1.8 G1-0**
**COMPOSITION**

<b>Conveying surface</b>	Material	Polyamide (PA) fabric	
	Thickness	--- mm	--- in.
	Surface pattern	Fabric	
	Colour	White	
	Coefficient of friction	LF	
<b>Textile carcass</b>	Material	Polyamide (PA)	
	Plies no.	2	
	Weft type	Flexible	
<b>Driving surface</b>	Material	Synthetic elastomer	
	Thickness	0.1 mm	0.004 in.
	Surface pattern	Smooth	
	Colour	Green	


**TECHNICAL SPECIFICATIONS**

Total thickness	1.80 mm	0.07 in.
Weight	1.80 kg/m <sup>2</sup>	0.37 lbs./sq.ft
Elongation at 1%	9 N/mm	51.0 lbs./in.
Max. admissible pull	16 N/mm	91.4 lbs./in.
Temperature resistance <sup>(1)</sup>	min.	-20 °C -4 °F
	max.	+100 °C 212 °F

<sup>(1)</sup> Use of the belt with limit values may reduce its life.

**Minimum roller diameter <sup>(2)</sup>**

■ Knife edge	no	
■ Bending roller	20 mm	0.8 in.
■ Counter-bending roller	40 mm	1.6 in.

<sup>(2)</sup> The above mentioned values depend on the type of CHIORINO joint recommended.

**Coefficient of friction on driving surface**

■ Raw steel sheet	--- [-]
■ Laminated plastic/wood	--- [-]
■ Steel roller	0.60 [-]
■ Rubberized roller	0.70 [-]

Max. production width      2000 mm      79 in.

**SUITABLE FOR**

Printing and graphic: rotary printer page folding

**FEATURES**

Humidity influence	yes
Suitable to metal detector	no
Permanent antistatic dynamically (UNI EN ISO 21179)	yes
Static conductivity (UNI EN ISO 284)	no
Conveying on skid bed	yes
Conveying on rollers	no
Conveying on skid bed on top and return	no
Troughed conveying	yes
Swan neck conveying	no
Inclined conveying	no
Accumulators belts	yes
Curved conveyor	yes
Chemical resistances (see file available on line)	6

**COMPLIANCES**

REACH Regulation EC 1907/2006 and amendments

**NOTES**

Issue: 24-07-2009

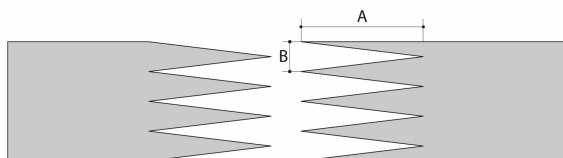
Last Update: 23-06-2016

**DISCLAIMER**

The information contained in this document describes the features of the CHIORINO product as tested in a laboratory environment at a temperature of +23 degrees C at 50% relative humidity. It does not necessarily reflect the conditions of industrial use and it does not guarantee the product to be suitable for certain applications. The client remains liable for the proper selection and correct use of the CHIORINO product. CHIORINO cannot be held responsible should damages arise from the use of its products. Necessary alterations to this data can be made without prior notice.

**CODE NA-1024 TYPE PT1.8 G1-0**

**Recommended joining procedure MICRO Z**



**A = 30 mm**  
**B = 6 mm**

**Other joining methods can be used:**  
**SINGLE Z**

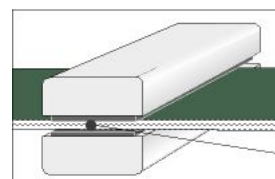
Check our general catalogue to get further info on CHIORINO joining methods.

**• Pressing**

**Heating press P \ PL \ PLS**

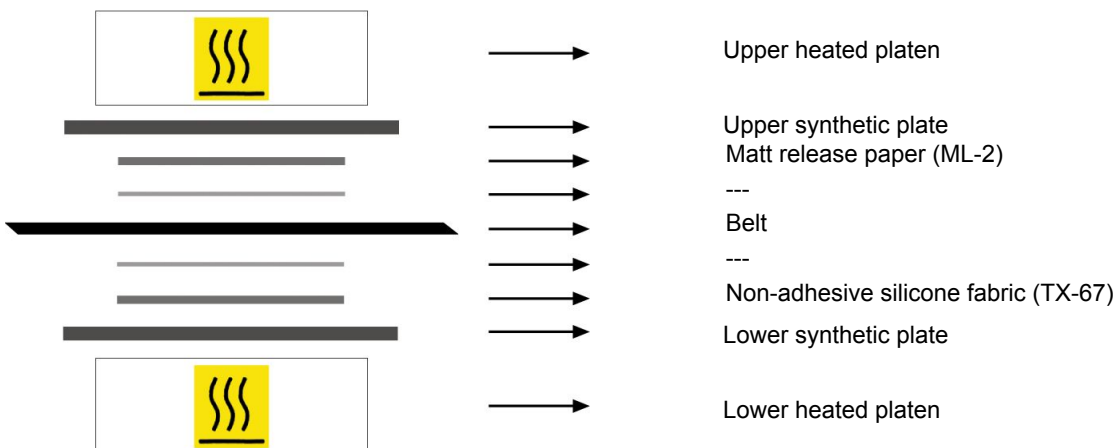
Press settings	
Upper platen temperature	150 °C
Lower platen temperature	150 °C
Temperature gauge setting	150 °C
Curing time in press	3 min.
Pressure	3 bar
Film	none
Cement	---

1. Use the KM330 thermometer to check the effective temperature inside the belt. Place the thermometer gauge as shown by the drawing at side.



2. Allow the cooling cycle to be completed before removing the belt from the press.  
3. A reliable strength of the joint is ensured, providing that temperatures reached by the press are those indicated in the table at side. A periodical inspection of the thermostats is recommended, to make sure they function correctly.

**• Layout of components**



**• Notes**

Issued: 27-11-2009

Last Update: 30-01-2014

**DISCLAIMER**  
The information contained in this document describes the features of the CHIORINO product as tested in a laboratory environment at a temperature of +23 degrees C at 50% relative humidity. It does not necessarily reflect the conditions of industrial use and it does not guarantee the product to be suitable for certain applications. The client remains liable for the proper selection and correct use of the CHIORINO product. CHIORINO cannot be held responsible should damages arise from the use of its products. Necessary alterations to this data can be made without prior notice.

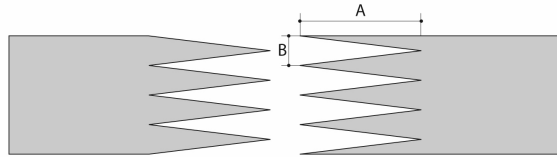
CODE **NA-1024**

TYPE

**PT1.8 G1-0**

**• Recommended jointing procedure**

**“F35 FAST JOINT” MICRO Z**



**A = 35 mm**  
**B = 5 mm**

**Other jointing methods can be used:**

---  
---

Check our general catalogue to get further info on CHIORINO jointing methods.

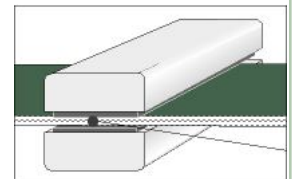
**• Pressing**

**Heating press P50 FJ**

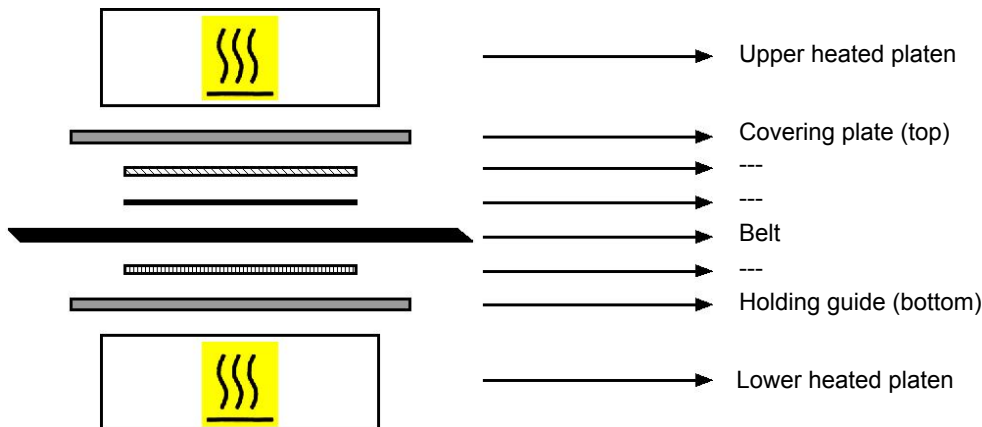
Press settings	
Upper platen temperature	180 °C
Lower platen temperature	180 °C
Temperature gauge setting	180 °C
Curing time in press	3 min.
Cooling time	10 min.

**Advice for the press adjustment:**

1. Use the KM330 thermometer to check the effective temperature inside the belt. Place the thermometer gauge as shown by the drawing at side.
2. Allow the cooling cycle to be completed before removing the belt from the press.
3. A reliable strength of the joint is ensured, providing that temperatures reached by the press are those indicated in the table at side. A periodical inspection of the thermostats is recommended, to make sure they function correctly.



**• Layout of components**



**• Notes**

Issue: 05-03-2018

Last Update:

**DISCLAIMER**

The information contained in this document describes the features of the CHIORINO product as tested in a laboratory environment at a temperature of +23 degrees C at 50% relative humidity. It does not necessarily reflect the conditions of industrial use and it does not guarantee the product to be suitable for certain applications. The client remains liable for the proper selection and correct use of the CHIORINO product. CHIORINO cannot be held responsible should damages arise from the use of its products. Necessary alterations to this data can be made without prior notice.