

CONVEYOR AND PROCESS BELTS
TECHNICAL DATA SHEET
CODE NA-100
TYPE
1M6 U3-U3 FL
COMPOSITION

Conveying surface	Material	Polyurethane (TPU)		
	Thickness	0.3	mm	0.012 in.
	Surface pattern	FL		
	Colour	Green		
	Coefficient of friction	MF		

Textile carcass	Material	Polyester (PET)		
	Plies no.	1		
	Weft type	Rigid		

Driving surface	Material	Polyurethane (TPU)		
	Thickness	0.3	mm	0.012 in.
	Surface pattern	FL		
	Colour	Green		

TECHNICAL SPECIFICATIONS

Total thickness	1.20 mm	0.05 in.
Weight	1.30 kg/m ²	0.27 lbs./sq.ft
Elongation at 1%	6 N/mm	34.0 lbs./in.
Max. admissible pull	6 N/mm	34.0 lbs./in.

Temperature resistance ⁽¹⁾	min.	-20 °C	-4 °F
	max.	+100 °C	212 °F

⁽¹⁾ use of the belt with limit values may reduce its life

Minimum roller diameter ⁽²⁾			
■ Knife edge	no		
■ Bending roller	10 mm	0.4 in.	
■ Counter-bending roller	15 mm	0.6 in.	

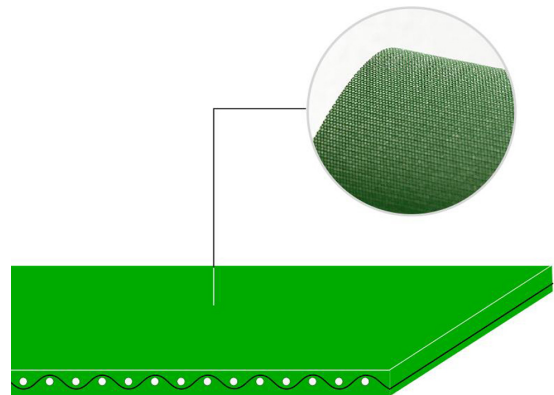
⁽²⁾ The above mentioned values depend on the type of CHIORINO joint recommended

Coefficient of friction on driving surface	
■ Raw steel sheet	0.40 [-]
■ Laminated plastic/wood	0.50 [-]
■ Steel roller	0.40 [-]
■ Rubberized roller	0.60 [-]

Max. production width	2000 mm	79 in.
-----------------------	---------	--------

SUITABLE FOR

Paper industry: cutters
 Printing and graphic: stacking
 Printing and graphic: gathering
 Printing and graphic: wrapping / binding
 Materials handling: multiple drives
 Postal automation


FEATURES

Humidity influence	no
Suitable to metal detector	no
Permanent antistatic dynamically (UNI EN ISO 21179)	yes
Static conductivity (UNI EN ISO 284)	no
Conveying on skid bed	no
Conveying on rollers	yes
Conveying on skid bed on top and return	no
Troughed conveying	no
Swan neck conveying	no
Inclined conveying	no
Accumulators belts	no
Curved conveyor	no
Chemical resistances (see file available on line)	5

COMPLIANCES

REACH Regulation EC 1907/2006 and amendments
 Regulation EC 1935/2004 and amendments
 Regulation EC 2023/2006 and amendments
 Regulation EU 10/2011 and amendments
 FDA (Food and Drug Administration)

NOTES

Issue: 24-07-2009

Last Update: 23-06-2016

DISCLAIMER

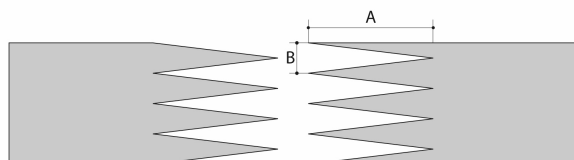
The information contained in this document describes the features of the CHIORINO product as tested in a laboratory environment at a temperature of +23 degrees C at 50% relative humidity. It does not necessarily reflect the conditions of industrial use and it does not guarantee the product to be suitable for certain applications. The client remains liable for the proper selection and correct use of the CHIORINO product. CHIORINO cannot be held responsible should damages arise from the use of its products. Necessary alterations to this data can be made without prior notice.

CODE **NA-100**

TYPE

1M6 U3-U3 FL

• Recommended joining procedure MICRO Z



A = 30 mm
B = 6 mm

Other joining methods can be used:

OVERLAP

Check our general catalogue to get further info on CHIORINO joining methods.

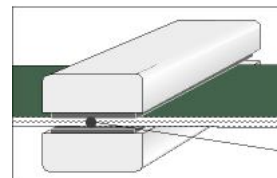
• Pressing

Heating press P50 FJ

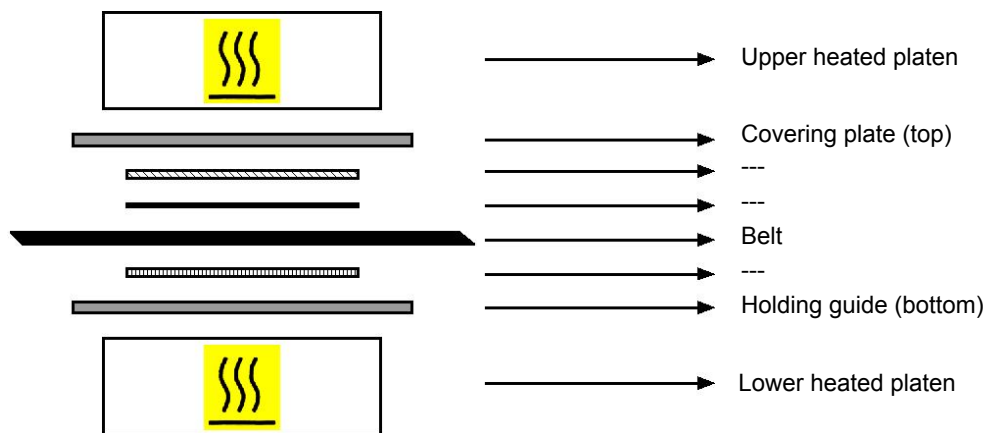
Press settings	
Upper platen temperature	180 °C
Lower platen temperature	180 °C
Temperature gauge setting	180 °C
Curing time in press	2 min.
Cooling time	10 min.

Advice for the press adjustment:

1. Use the KM330 thermometer to check the effective temperature inside the belt. Place the thermometer gauge as shown by the drawing at side.
2. Allow the cooling cycle to be completed before removing the belt from the press.
3. A reliable strength of the joint is ensured, providing that temperatures reached by the press are those indicated in the table at side. A periodical inspection of the thermostats is recommended, to make sure they function correctly.



• Layout of components



• Notes

Issue: 23-03-2005

Last Update:

DISCLAIMER

The information contained in this document describes the features of the CHIORINO product as tested in a laboratory environment at a temperature of +23 degrees C at 50% relative humidity. It does not necessarily reflect the conditions of industrial use and it does not guarantee the product to be suitable for certain applications. The client remains liable for the proper selection and correct use of the CHIORINO product. CHIORINO cannot be held responsible should damages arise from the use of its products. Necessary alterations to this data can be made without prior notice.