

**CODE CG-287**
**TYPE**
**T0 HS**
**COMPOSITION**
**Top surface**


material	Synthetic elastomer
finish	FLL
colour	Light green
coefficient of friction	0.7

**Traction core**

material	Polyamide (PA)
----------	----------------

**Bottom surface**

material	Synthetic elastomer
finish	FLL
colour	Green
coefficient of friction	0.7



**TECHNICAL SPECIFICATIONS**

Total thickness	1.4 mm	0.06 in.
Weight	1.5 kg/m <sup>2</sup>	0.31 lbs./sq.ft
Minimum pulley diameter (1)	20 mm	0.8 in.
(1) The above mentioned values depend on running speed		
Pull for 1% elongation	2.0 N/mm	11 lbs./in.
Tensile strength	170 N/mm	971 lbs./in.
Temperature resistance (2)	min.	-20 °C
	max	100 °C
(2) Use of the belt with limit values may reduce its life		
Humidity influence	yes	
Permanent antistatic dynamically (UNI EN ISO 21179)	yes	
Both sides can be used for power transmission	yes	

**FEATURES**

- Resistance to abrasion
- Resistance to heat
- Resistance to oils and fats
- Flexibility
- Low energy absorption
- Silent running

**COMPLIANCES**

REACH Regulation EC 1907/2006 and amendments

**SUITABLE FOR**

Textile: tangential drives

Materials handling: multiple drives

Materials handling: live roller drives

Paper industry

Wood industry

**NOTES**

The value indicated in the "Pull for 1% elongation" field refers to the relaxed K value.

Issue: 18-01-2017


Last Update: 18-01-2017

**DISCLAIMER**

The information contained in this document describes the features of the CHIORINO product as tested in a laboratory environment at a temperature of +23 degrees °C at 50% relative humidity. It does not necessarily reflect the conditions of industrial use and it does not guarantee the product to be suitable for certain applications. The client remains liable for the proper selection and correct use of the CHIORINO product. CHIORINO cannot be held responsible should damages arise from the use of its products. Necessary alterations to this data can be made without prior notice.

**CODE CG-287**
**TYPE**
**T0 HS**
**• Recommended joining procedure**

SKIVED JOINT '3'



Check our general catalogue to get further info on CHIORINO joining methods.

**• Skiving instructions**

Skiver	Belt thickness mm	Length mm	Straight/ diagonal cut	Cam/ wedge number	Pulley				Top cover			
					T mm	B mm	Thickness adjustment	End stop switch of working plate	T mm	B mm	Thickness adjustment	End stop switch of working plate
<b>B600 A</b>	1.5	25	Diagonal	1-10	---	---	---	---	13	2.5	19,35	---
<b>B300 SA</b>	1.5	25	Diagonal	1-10	---	---	---	---	19	3	12-08	---

**• Guide to the use of adhesives**

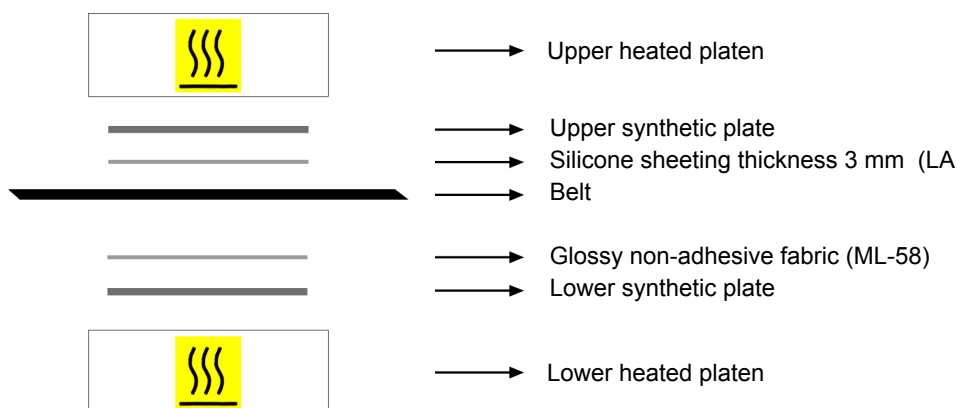
Apply the **K adhesive** on the polyamide part of the splices. Apply the **H primer** on the four elastomer parts of the two splices and the **B adhesive** on the two elastomer parts of a single splice.

Let dry for 5 minutes, then match the belt ends, paying attention to align properly.

Press according to the instructions shown.

To ensure best joint life it is advisable not to run or tension the belt for 24 hours.

Kit: **CARBOCOL**

**• Layout of components**

**Press settings**

Upper platen temperature	125 °C
Lower platen temperature	125 °C
Curing time in press	10 min.
Driving torque	30 N/m
Cooling time: it is recommended to remove the belt from the press once a temperature of 60/70 degrees C is reached.	

**• Notes**

Check the set temperature by means of a **feeler** ensuring  $120 \pm 5^\circ\text{C}$  is reached on the platen that is in contact with the lower side of the belt.

**Note:** the feeler must be placed on a fill-in piece and not on the product joint (the procedure of checking the temperatures must be carried out and re-checked at least once a week).

Issue: 26-01-2017

Last Update: 26-01-2017

**DISCLAIMER**

The information contained in this document describes the features of the CHIORINO product as tested in a laboratory environment at a temperature of +23 degrees °C at 50% relative humidity. It does not necessarily reflect the conditions of industrial use and it does not guarantee the product to be suitable for certain applications. The client remains liable for the proper selection and correct use of the CHIORINO product. CHIORINO cannot be held responsible should damages arise from the use of its products. Necessary alterations to this data can be made without prior notice.