

**CODE CG-277**
**TYPE**
**DU-E 10/30 W**
**COMPOSITION**
**Top surface**


material	polyurethane (TPU)
finish	FL
colour	white
coefficient of friction	0,7

**Traction core**

material	polyester (PET)
----------	-----------------

**Bottom surface**

material	polyurethane (TPU)
finish	FL
colour	white
coefficient of friction	0,7


**TECHNICAL SPECIFICATIONS**

Total thickness	3.00 mm	0.12 in.
Weight	3.00 kg/m <sup>2</sup>	0.61 lbs./sq.ft
Minimum pulley diameter (1)	30 mm	1.2 in.
(1) The above mentioned values depend on running speed		
Pull for 1% elongation	15 N/mm	86 lbs./in.
Tensile strength	240 N/mm	1370 lbs./in.
Temperature resistance (2)	min.	-20 °C -4 °F
	max	80 °C 176 °F
(2) Use of the belt with limit values may reduce its life		
Humidity influence	no	
Permanent antistatic dynamically (UNI EN ISO 21179)	yes	
Both sides can be used for power transmission	yes	

**SUITABLE FOR**

Box folding industry: folder-gluers

Paper industry: tube winders

Corrugated carton: flexo-folding

**FEATURES**

- High resistance to abrasion
- Outstanding flexibility
- Excellent coefficient to friction and performance maintenance over time
- Excellent resilience in the jointing
- Excellent creep recovery of all strains to which it undergoes during particularly hard processing cycles

**COMPLIANCES**

REACH Regulation EC 1907/2006 and amendments  
 Regulation EC 1935/2004 and amendments  
 Regulation EC 2023/2006 and amendments  
 Regulation EU 10/2011 and amendments  
 FDA (Food and Drug Administration)

**NOTES**

Issue: 13-05-2016

Last Update: 25-05-2016

**DISCLAIMER**

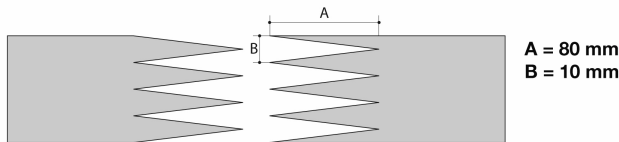
The information contained in this document describes the features of the CHIORINO product as tested in a laboratory environment at a temperature of +23 degrees °C at 50% relative humidity. It does not necessarily reflect the conditions of industrial use and it does not guarantee the product to be suitable for certain applications. The client remains liable for the proper selection and correct use of the CHIORINO product. CHIORINO cannot be held responsible should damages arise from the use of its products. Necessary alterations to this data can be made without prior notice.

CODE CG-277

TYPE

DU-E 10/30 W

• Recommended jointing procedure SINGLE Z



Other jointing methods can be used:

---  
---  
---  
---

Check our general catalogue to get further info on CHIORINO jointing methods.

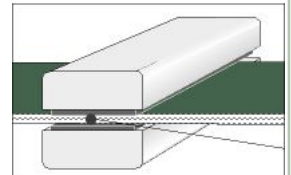
• Pressing

Heating press P \ PL \ PLS

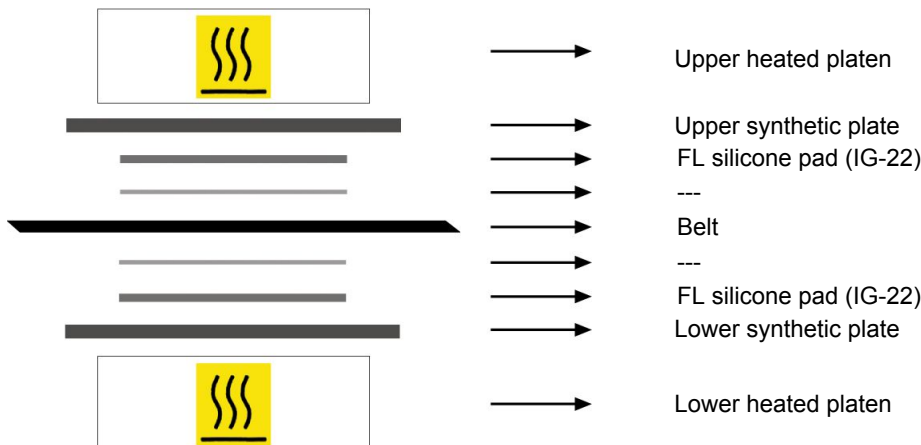
Press settings	
Upper platen temperature	170 °C
Lower platen temperature	170 °C
Temperature gauge setting	165 °C
Curing time in press	3 min.
Pressure	3 bar
Film	---
Cement	---

Advice for the press adjustment:

1. Use the KM330 thermometer to check the effective temperature inside the belt. Place the thermometer gauge as shown by the drawing at side.
2. Allow the cooling cycle to be completed before removing the belt from the press.
3. A reliable strength of the joint is ensured, providing that temperatures reached by the press are those indicated in the table at side. A periodical inspection of the thermostats is recommended, to make sure they function correctly.



• Layout of components



• Notes

Issue: 28-06-2016

Last Update: 28-06-2016

DISCLAIMER

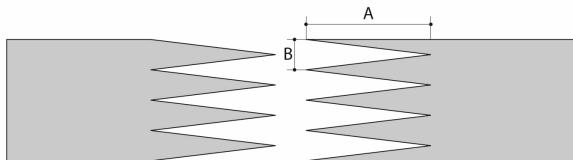
The information contained in this document describes the features of the CHIORINO product as tested in a laboratory environment at a temperature of +23 degrees C at 50% relative humidity. It does not necessarily reflect the conditions of industrial use and it does not guarantee the product to be suitable for certain applications. The client remains liable for the proper selection and correct use of the CHIORINO product. CHIORINO cannot be held responsible should damages arise from the use of its products. Necessary alterations to this data can be made without prior notice.

CODE **CG-277**

TYPE

**DU-E 10/30 W**

**Recommended jointing procedure SINGLE Z**



A = 80 mm  
B = 10 mm

Other jointing methods can be used:

---  
---  
---  
---

Check our general catalogue to get further info on CHIORINO jointing methods.

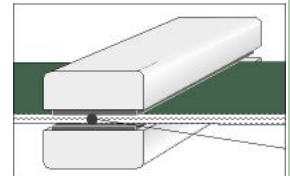
**Pressing**

Heating press **P120 FJ**

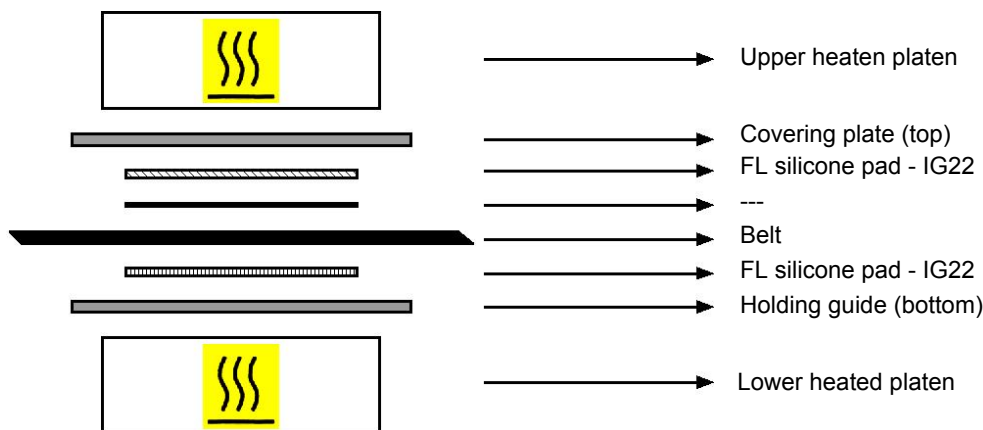
Press settings	
Upper platen temperature	200 °C
Lower platen temperature	200 °C
Temperature gauge setting	--- °C
Curing time in press	4 min.
Cooling time	15 min.

**Advice for the press adjustment:**

1. Use the KM330 thermometer to check the effective temperature inside the belt. Place the thermometer gauge as shown by the drawing at side.
2. Allow the cooling cycle to be completed before removing the belt from the press.
3. A reliable strength of the joint is ensured, providing that temperatures reached by the press are those indicated in the table at side. A periodical inspection of the thermostats is recommended, to make sure they function correctly.



**Layout of components**



**Notes**

**Cycle start:** once plates have reached a steady temperature of 200°C, insert the belt into the press.  
**Temperature maintenance:** after 3 minutes from the cycle start, turn the press off and wait for 2 minutes before cooling.  
**Cooling:** during this operation, keep in pressure the cooling pliers by using a clamp.

Issue: 01-07-2016

Last Update: 01-07-2016

**DISCLAIMER**

The information contained in this document describes the features of the CHIORINO product as tested in a laboratory environment at a temperature of +23 degrees °C at 50% relative humidity. It does not necessarily reflect the conditions of industrial use and it does not guarantee the product to be suitable for certain applications. The client remains liable for the proper selection and correct use of the CHIORINO product. CHIORINO cannot be held responsible should damages arise from the use of its products. Necessary alterations to this data can be made without prior notice.