

**CODE CG-187**
**TYPE**
**PT0.9 0-0**
**COMPOSITION**

|                          |                         |   |         |
|--------------------------|-------------------------|---|---------|
| <b>Conveying surface</b> | Material                | Fabric with polyurethane (TPU) impregnation |         |
|                          | Thickness               | --- mm                                      | --- in. |
|                          | Surface pattern         | Fabric                                      |         |
|                          | Colour                  | Green                                       |         |
|                          | Coefficient of friction | LF  |         |

|                        |           |                                  |  |
|------------------------|-----------|----------------------------------|--|
| <b>Textile carcass</b> | Material  | Polyester (PET) - polyamide (PA) |  |
|                        | Plies no. | 2                                |  |
|                        | Weft type | Combined                         |  |

|                        |                 |   |         |
|------------------------|-----------------|---|---------|
| <b>Driving surface</b> | Material        | Fabric with polyurethane (TPU) impregnation |         |
|                        | Thickness       | --- mm                                      | --- in. |
|                        | Surface pattern | Fabric                                      |         |
|                        | Colour          | Black                                       |         |

**TECHNICAL SPECIFICATIONS**

|                                       |      |                        |                 |
|---------------------------------------|------|------------------------|-----------------|
| Total thickness                       |      | 0.90 mm                | 0.04 in.        |
| Weight                                |      | 0.90 kg/m <sup>2</sup> | 0.18 lbs./sq.ft |
| Elongation at 1%                      |      | 5 N/mm                 | 29.0 lbs./in.   |
| Max. admissible pull                  |      | 10 N/mm                | 57.1 lbs./in.   |
| Temperature resistance <sup>(1)</sup> | min. | -20 °C                 | -4 °F           |
|                                       | max. | +100 °C                | 212 °F          |

<sup>(1)</sup> Use of the belt with limit values may reduce its life.

|  |  |       |         |
|--|--|-------|---------|
| Minimum roller diameter <sup>(2)</sup> |  |       |         |
| ■ Knife edge                           |  | no    |         |
| ■ Bending roller                       |  | 10 mm | 0.4 in. |
| ■ Counter-bending roller               |  | 20 mm | 0.8 in. |

<sup>(2)</sup> The above mentioned values depend on the type of CHIORINO joint recommended.

|  |  |          |
|--|--|----------|
| Coefficient of friction on driving surface |  |          |
| ■ Raw steel sheet                          |  | 0.20 [-] |
| ■ Laminated plastic/wood                   |  | 0.25 [-] |
| ■ Steel roller                             |  | 0.20 [-] |
| ■ Rubberized roller                        |  | 0.30 [-] |

|                       |         |        |
|-----------------------|---------|--------|
| Max. production width | 1200 mm | 47 in. |
|-----------------------|---------|--------|

**SUITABLE FOR**

Printing and graphic: rotary printer page folding


**FEATURES**

|   |     |
|---|-----|
| Humidity influence                                  | no  |
| Suitable to metal detector                          | yes |
| Permanent antistatic dynamically (UNI EN ISO 21179) | yes |
| Static conductivity (UNI EN ISO 284)                | no  |
| Conveying on skid bed                               | yes |
| Conveying on rollers                                | yes |
| Conveying on skid bed on top and return             | yes |
| Troughed conveying                                  | no  |
| Swan neck conveying                                 | no  |
| Inclined conveying                                  | no  |
| Accumulators belts                                  | yes |
| Curved conveyor                                     | no  |
| Chemical resistances (see file available on line)   | 5   |

**COMPLIANCES**

REACH Regulation EC 1907/2006 and amendments

**NOTES**

Issue: 24-07-2009

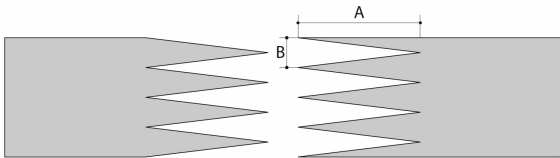
Last Update: 23-06-2016

**DISCLAIMER**

The information contained in this document describes the features of the CHIORINO product as tested in a laboratory environment at a temperature of +23 degrees C at 50% relative humidity. It does not necessarily reflect the conditions of industrial use and it does not guarantee the product to be suitable for certain applications. The client remains liable for the proper selection and correct use of the CHIORINO product. CHIORINO cannot be held responsible should damages arise from the use of its products. Necessary alterations to this data can be made without prior notice.

|             |               |             |                  |
|-------------|---------------|-------------|------------------|
| <b>CODE</b> | <b>CG-187</b> | <b>TYPE</b> | <b>PT0.9 0-0</b> |
|-------------|---------------|-------------|------------------|

**Recommended joining procedure** **MICRO Z**



**A = 30 mm**  
**B = 6 mm**

**Other joining methods can be used:**  
**SINGLE Z**

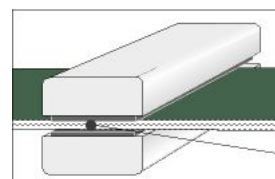
Check our general catalogue to get further info on CHIORINO joining methods.

**• Pressing**

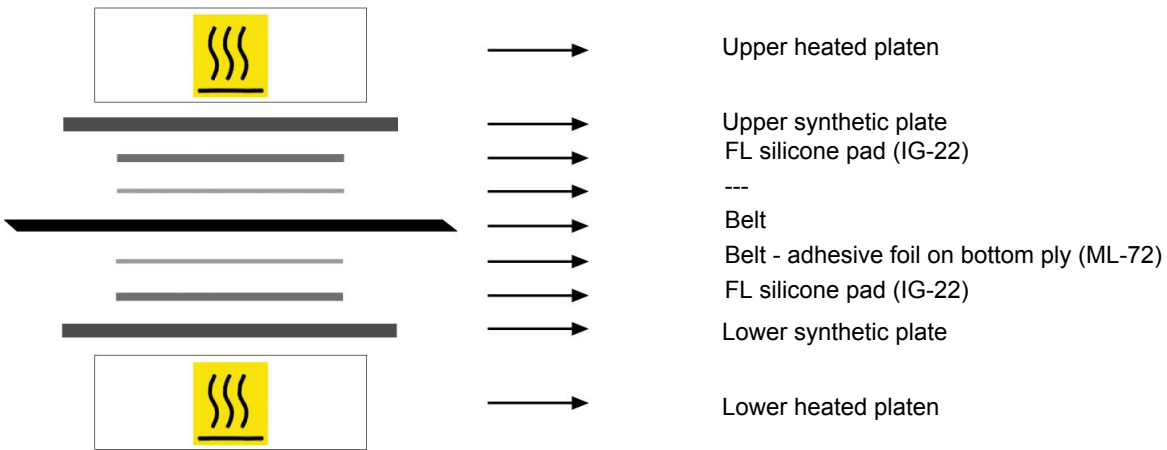
**Heating press** **P \ PL \ PLS**

| <b>Press settings</b>     |        |
|---------------------------|--------|
| Upper platen temperature  | 165 °C |
| Lower platen temperature  | 165 °C |
| Temperature gauge setting | 165 °C |
| Curing time in press      | 3 min. |
| Pressure                  | 3 bar  |
| Film                      | none   |
| Cement                    | ---    |

1. Use the KM330 thermometer to check the effective temperature inside the belt. Place the thermometer gauge as shown by the drawing at side.
2. Allow the cooling cycle to be completed before removing the belt from the press.
3. A reliable strength of the joint is ensured, providing that temperatures reached by the press are those indicated in the table at side. A periodical inspection of the thermostats is recommended, to make sure they function correctly.



**• Layout of components**



**• Notes**

Issued: 19-01-2009

Last Update: 30-01-2014

**DISCLAIMER**

The information contained in this document describes the features of the CHIORINO product as tested in a laboratory environment at a temperature of +23 degrees C at 50% relative humidity. It does not necessarily reflect the conditions of industrial use and it does not guarantee the product to be suitable for certain applications. The client remains liable for the proper selection and correct use of the CHIORINO product. CHIORINO cannot be held responsible should damages arise from the use of its products. Necessary alterations to this data can be made without prior notice.



CODE **CG-187**

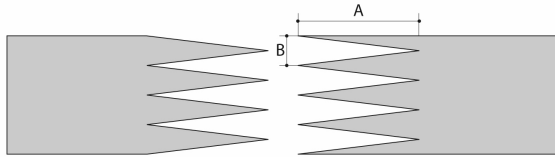
TYPE

**PT0.9 0-0**

**• Recommended jointing procedure**

**“F35 FAST JOINT” MICRO Z**

Other jointing methods can be used:



**A = 35 mm**  
**B = 5 mm**

Check our general catalogue to get further info on CHIORINO jointing methods.

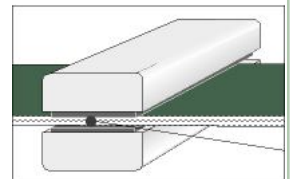
**• Pressing**

**Heating press P50 FJ**

**Advice for the press adjustment:**

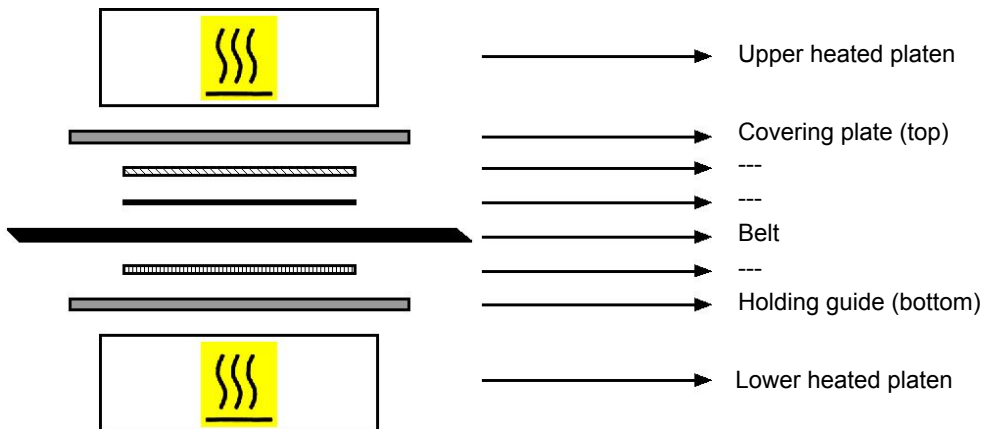
| Press settings            |         |
|---------------------------|---------|
| Upper platen temperature  | 180 °C  |
| Lower platen temperature  | 180 °C  |
| Temperature gauge setting | 180 °C  |
| Curing time in press      | 2 min.  |
| Cooling time              | 10 min. |

1. Use the KM330 thermometer to check the effective temperature inside the belt. Place the thermometer gauge as shown by the drawing at side.



2. Allow the cooling cycle to be completed before removing the belt from the press.
3. A reliable strength of the joint is ensured, providing that temperatures reached by the press are those indicated in the table at side. A periodical inspection of the thermostats is recommended, to make sure they function correctly.

**• Layout of components**



**• Notes**

Issue: 19-01-2009

Last Update: 12-11-2010

**DISCLAIMER**

The information contained in this document describes the features of the CHIORINO product as tested in a laboratory environment at a temperature of +23 degrees C at 50% relative humidity. It does not necessarily reflect the conditions of industrial use and it does not guarantee the product to be suitable for certain applications. The client remains liable for the proper selection and correct use of the CHIORINO product. CHIORINO cannot be held responsible should damages arise from the use of its products. Necessary alterations to this data can be made without prior notice.