

## 2DM12 U0-V-U5 N

### COMPOSITION

Conveying surface	Material	Polyurethane (TPU)			
	Thickness	0.50	mm	0.020 in.	
	Surface pattern	Matt			
	Colour	Black			
	Coefficient of friction	MF			
Textile carcass	Material	Polyester (PET)			
	Plies no.	2			
	Weft type	Double weft rigid			
Driving surface	Material	Fabric with polyurethane (TPU) impregnation			
	Thickness	---	mm	---	in.
	Surface pattern	Fabric			
	Colour	Grey			

### TECHNICAL SPECIFICATIONS

Total thickness	2.90 mm	0.11 in.
Weight	3.15 kg/m <sup>2</sup>	0.64 lbs./sq.ft
Elongation at 1%	12 N/mm	69.0 lbs./in.
Max. admissible pull	24 N/mm	137.0 lbs./in.
Temperature resistance <sup>(1)</sup>	min. -10 °C	14 °F
	max. 60 °C	140 °F

<sup>(1)</sup> Use of the belt with limit values may reduce its life.

Minimum radius / diameter <sup>(2)</sup>

■ Knife edge minimum radius	no
■ Bending roller min. diameter	60 mm 2.36 in.
■ Counter-bending roller min. diameter	150 mm 5.91 in.

<sup>(2)</sup> The above mentioned values depend on the type of CHIORINO joint recommended.


Coefficient of friction on driving surface

■ Raw steel sheet	0.20 [-]
■ Laminated plastic/wood	0.25 [-]
■ Steel roller	0.20 [-]
■ Rubberized roller	0.30 [-]

Max. production width	3500 mm	138 in.
-----------------------	---------	---------

### SUITABLE FOR

Recycling



### FEATURES

Humidity influence	no
Suitable to metal detector	yes
Permanent antistatic dynamically (UNI EN ISO 21179)	yes
Static conductivity (UNI EN ISO 284)	no
Conveying on skid bed	yes
Conveying on rollers	yes
Conveying on skid bed on top and return	no
Troughed conveying	no
Swan neck conveying	yes
Inclined conveying	no
Accumulators belts	yes
Curved conveyor	no
Chemical resistances <a href="#">link</a>	5

### COMPLIANCES

REACH EC 1907/2006 Regulation and Amendments

### NOTES

PRODUCT CODE NA1825

Last Update: 17-05-2024

#### DISCLAIMER

The information contained in this document describes the features of the CHIORINO product as tested in a laboratory environment at a temperature of +23 degrees °C at 50% relative humidity. It does not necessarily reflect the conditions of industrial use and it does not guarantee the product to be suitable for certain applications. The client remains liable for the proper selection and correct use of the CHIORINO product. CHIORINO cannot be held responsible should damages arise from the use of its products. Necessary alterations to this data can be made without prior notice.

### Recommended joining procedure

Other joining methods can be used:

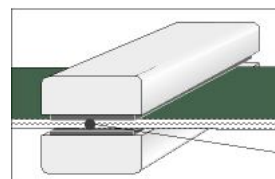
Check our general catalogue to get further info on CHIORINO joining methods.

### • Pressing

#### Heating press

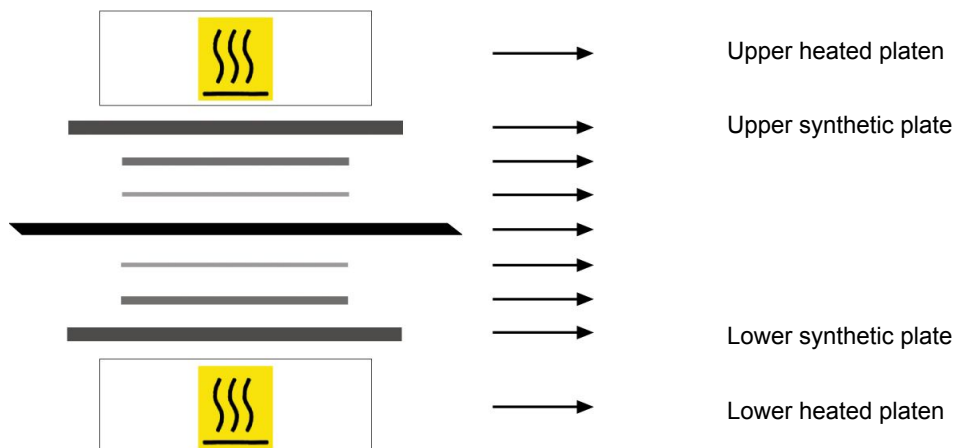
Press settings	
Upper platen temperature	°C
Lower platen temperature	°C
Temperature gauge setting	°C
Curing time in press	min.
Pressure	bar
Film	
Cement	

1. Use the KM330 thermometer to check the effective temperature inside the belt. Place the thermometer gauge as shown by the drawing at side.



2. Allow the cooling cycle to be completed before removing the belt from the press.
3. A reliable strength of the joint is ensured, providing that temperatures reached by the press are those indicated in the table at side. A periodical inspection of the thermostats is recommended, to make sure they function correctly.

### • Layout of components



### • Notes

PRODUCT CODE NA1825

Last Update:

#### DISCLAIMER

The information contained in this document describes the features of the CHIORINO product as tested in a laboratory environment at a temperature of +23 degrees °C at 50% relative humidity. It does not necessarily reflect the conditions of industrial use and it does not guarantee the product to be suitable for certain applications. The client remains liable for the proper selection and correct use of the CHIORINO product. CHIORINO cannot be held responsible should damages arise from the use of its products. Necessary alterations to this data can be made without prior notice.