


CONVEYOR AND PROCESS BELTS
TECHNICAL DATA SHEET

CODE	NA-1150		TYPE	ST06	
COMPOSITION					
Conveying surface	Material	Polyurethane (TPU)			
	Thickness	0.30 mm	0.012 in.		
	Surface pattern	Smooth			
	Colour	Green			
	Coefficient of friction	MF			
Textile carcass	Material	Polyester (PET)			
	Plies no.	1			
	Weft type	Flexible			
Driving surface	Material	Fabric with polyurethane (TPU) impregnation			
	Thickness	---	mm	---	in.
	Surface pattern	Fabric			
	Colour	Black			
TECHNICAL SPECIFICATIONS					
Total thickness	0.60 mm	0.02 in.			
Weight	0.60 kg/m ²	0.12 lbs./sq.ft			
Elongation at 1%	4 N/mm	23.0 lbs./in.			
Max. admissible pull	4 N/mm	22.8 lbs./in.			
Temperature resistance ⁽¹⁾	min.	-30 °C	-22 °F		
	max.	100 °C	212 °F		
⁽¹⁾ Use of the belt with limit values may reduce its life.					
Minimum radius / diameter ⁽²⁾					
■ Knife edge minimum radius	no				
■ Bending roller min. diameter	10 mm	0.39 in.			
■ Counter-bending roller min. diameter	15 mm	0.59 in.			
⁽²⁾ The above mentioned values depend on the type of CHIORINO joint recommende					
Coefficient of friction on driving surface					
■ Raw steel sheet	0.20 [-]				
■ Laminated plastic/wood	0.25 [-]				
■ Steel roller	0.20 [-]				
■ Rubberized roller	0.30 [-]				
Max. production width	2000 mm	79 in.			
SUITABLE FOR					
Textile: spindle tapes					
FEATURES					
Humidity influence					no
Suitable to metal detector					no
Permanent antistatic dynamically (UNI EN ISO 21179)					yes
Static conductivity (UNI EN ISO 284)					yes
Conveying on skid bed					yes
Conveying on rollers					yes
Conveying on skid bed on top and return					no
Troughed conveying					no
Swan neck conveying					no
Inclined conveying					no
Accumulators belts					no
Curved conveyor					no
Chemical resistances (see file available on line)					5
COMPLIANCES					
REACH Regulation EC 1907/2006 and amendments					
Regulation EC 1935/2004 and amendments					
Regulation EC 2023/2006 and amendments					
Regulation EU 10/2011 and amendments					
FDA (Food and Drug Administration)					
NOTES					



Issue: 10-12-2011

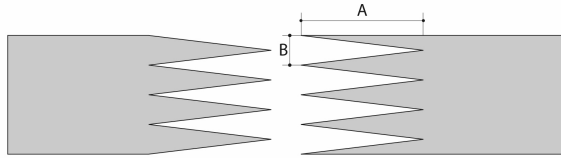
Last Update: 23-06-2016

DISCLAIMER

The information contained in this document describes the features of the CHIORINO product as tested in a laboratory environment at a temperature of +23 degrees °C at 50% relative humidity. It does not necessarily reflect the conditions of industrial use and it does not guarantee the product to be suitable for certain applications. The client remains liable for the proper selection and correct use of the CHIORINO product. CHIORINO cannot be held responsible should damages arise from the use of its products. Necessary alterations to this data can be made without prior notice.

CODE **NA-1150** TYPE **ST06**

Recommended joining procedure **MICRO Z**



A = 30 mm
B = 6 mm

Other joining methods can be used:

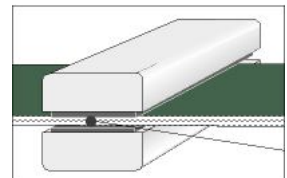
Check our general catalogue to get further info on CHIORINO joining methods.

• Pressing

Heating press **P \ PL \ PLS**

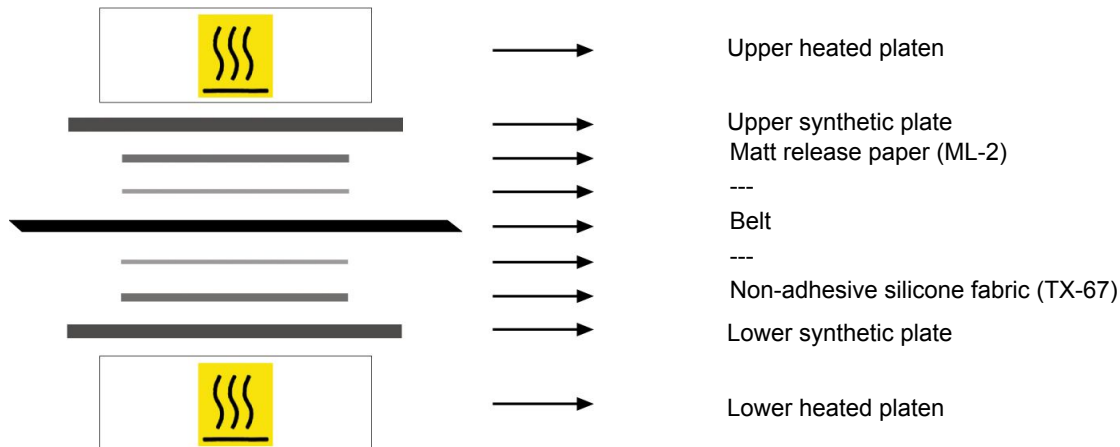
Press settings	
Upper platen temperature	160 °C
Lower platen temperature	160 °C
Temperature gauge setting	160 °C
Curing time in press	3 min.
Pressure	3 bar
Film	none
Cement	---

1. Use the KM330 thermometer to check the effective temperature inside the belt. Place the thermometer gauge as shown by the drawing at side.



2. Allow the cooling cycle to be completed before removing the belt from the press.
3. A reliable strength of the joint is ensured, providing that temperatures reached by the press are those indicated in the table at side. A periodical inspection of the thermostats is recommended, to make sure they function correctly.

• Layout of components



• Notes

Issued: 20-01-2012

Last Update: 30-01-2014

DISCLAIMER

The information contained in this document describes the features of the CHIORINO product as tested in a laboratory environment at a temperature of +23 degrees °C at 50% relative humidity. It does not necessarily reflect the conditions of industrial use and it does not guarantee the product to be suitable for certain applications. The client remains liable for the proper selection and correct use of the CHIORINO product. CHIORINO cannot be held responsible should damages arise from the use of its products. Necessary alterations to this data can be made without prior notice.