
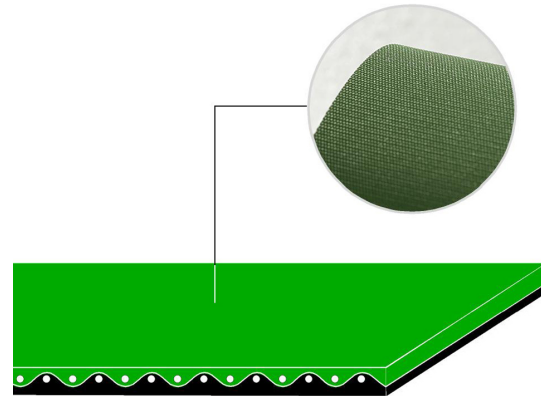


CONVEYOR AND PROCESS BELTS

TECHNICAL DATA SHEET

CODE	NA101	TYPE	1M6 U5-U5 FL
COMPOSITION			
Conveying surface	Material	Polyurethane (TPU)	
	Thickness	0.50 mm	0.020 in.
	Surface pattern	FL	
	Colour	Green	
	Coefficient of friction	MF	
Textile carcass	Material	Polyester (PET)	
	Plies no.	1	
	Weft type	Rigid	
Driving surface	Material	Polyurethane (TPU)	
	Thickness	0.50 mm	0.020 in.
	Surface pattern	Smooth	
	Colour	Black	
TECHNICAL SPECIFICATIONS			
Total thickness	1.60 mm	0.06 in.	
Weight	1.90 kg/m ²	0.39 lbs./sq.ft	
Elongation at 1%	6 N/mm	34.0 lbs./in.	
Max. admissible pull	6 N/mm	34.0 lbs./in.	
Temperature resistance ⁽¹⁾	min.	-20 °C	-4 °F
	max.	100 °C	212 °F
⁽¹⁾ Use of the belt with limit values may reduce its life.			
Minimum radius / diameter ⁽²⁾			
■ Knife edge minimum radius	no		
■ Bending roller min. diameter	20 mm	0.79 in.	
■ Counter-bending roller min. diameter	20 mm	0.79 in.	
⁽²⁾ The above mentioned values depend on the type of CHIORINO joint recommended.			
Coefficient of friction on driving surface			
■ Raw steel sheet	0.40 [-]		
■ Laminated plastic/wood	0.50 [-]		
■ Steel roller	0.40 [-]		
■ Rubberized roller	0.60 [-]		
Max. production width	2000 mm	79 in.	
SUITABLE FOR			
Paper industry: cutters			
Printing and graphic: stacking			
Printing and graphic: gathering			
Printing and graphic: wrapping / binding			
Postal automation			
FEATURES			
Humidity influence	no		
Suitable to metal detector	no		
Permanent antistatic dynamically (UNI EN ISO 21179)	yes		
Static conductivity (UNI EN ISO 284)	no		
Conveying on skid bed	no		
Conveying on rollers	yes		
Conveying on skid bed on top and return	no		
Troughed conveying	no		
Swan neck conveying	no		
Inclined conveying	no		
Accumulators belts	no		
Curved conveyor	no		
Chemical resistances link	5		
COMPLIANCES			
REACH EC 1907/2006 Regulation and Amendments			
EC 1935/2004 Regulation and Amendments			
EC 2023/2006 Regulation and Amendments			
EU 10/2011, 2023/1442 Regulation and Amendments			
FDA (Food and Drug Administration)			
NOTES			



Issue: 24-07-2009

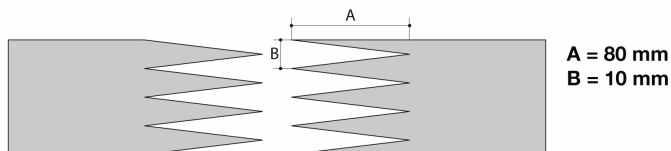
Last Update: 12-12-2018

DISCLAIMER

The information contained in this document describes the features of the CHIORINO product as tested in a laboratory environment at a temperature of +23 degrees °C at 50% relative humidity. It does not necessarily reflect the conditions of industrial use and it does not guarantee the product to be suitable for certain applications. The client remains liable for the proper selection and correct use of the CHIORINO product. CHIORINO cannot be held responsible should damages arise from the use of its products. Necessary alterations to this data can be made without prior notice.

CODE	NA101	TYPE	1M6 U5-U5 FL
-------------	--------------	-------------	---------------------

Recommended joining procedure	SINGLE Z - 80 x 10 mm
--------------------------------------	------------------------------



Other joining methods can be used:

- DIAGONAL SINGLE Z
- MICRO Z - 30 x 6 mm

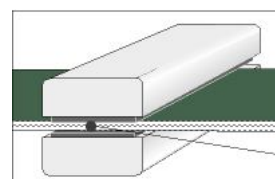
Check our general catalogue to get further info on CHIORINO joining methods.

• Pressing

Heating press P \ PL \ PLS

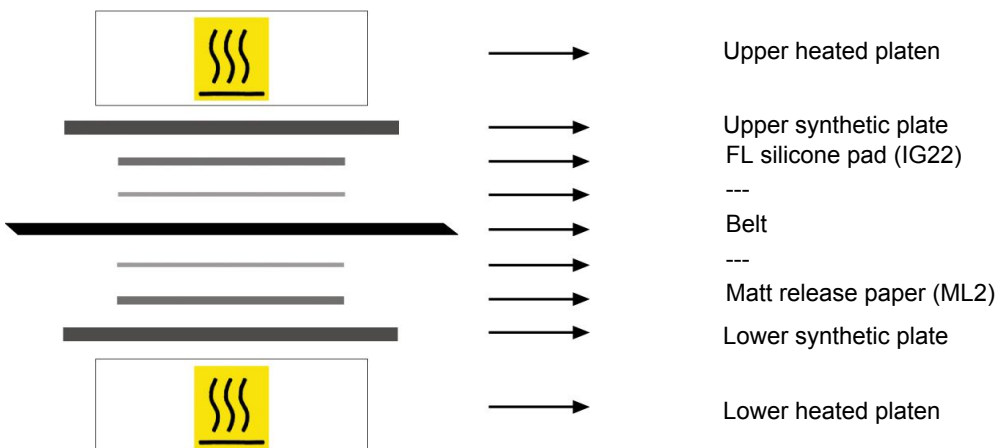
Press settings	
Upper platen temperature	145 °C
Lower platen temperature	145 °C
Temperature gauge setting	145 °C
Curing time in press	3 min.
Pressure	3 bar
Film	none
Cement	---

1. Use the KM330 thermometer to check the effective temperature inside the belt. Place the thermometer gauge as shown by the drawing at side.



2. Allow the cooling cycle to be completed before removing the belt from the press.
3. A reliable strength of the joint is ensured, providing that temperatures reached by the press are those indicated in the table at side. A periodical inspection of the thermostats is recommended, to make sure they function correctly.

• Layout of components



• Notes

Issued: 25-10-2004

Last Update: 30-01-2014

DISCLAIMER

The information contained in this document describes the features of the CHIORINO product as tested in a laboratory environment at a temperature of +23 degrees °C at 50% relative humidity. It does not necessarily reflect the conditions of industrial use and it does not guarantee the product to be suitable for certain applications. The client remains liable for the proper selection and correct use of the CHIORINO product. CHIORINO cannot be held responsible should damages arise from the use of its products. Necessary alterations to this data can be made without prior notice.