

**CODE CG-256**
**TYPE**
**T60/30A**
**COMPOSITION**
**Top surface**

material	Synthetic elastomer
finish	FLL
colour	Light green
coefficient of friction	0.7

**Traction core**

material	Aramid
----------	--------

**Bottom surface**

material	Synthetic elastomer
finish	FL
colour	Black
coefficient of friction	0.7

**TECHNICAL SPECIFICATIONS**

Total thickness	3.00 mm	0.12 in.
Weight	3.10 kg/m <sup>2</sup>	0.63 lbs./sq.ft
Minimum pulley diameter (1)	80 mm	3.1 in.
(1) The above mentioned values depend on running speed		
Pull for 1% elongation	60 N/mm	343 lbs./in.
Tensile strength	250 N/mm	1428 lbs./in.
Temperature resistance (2)	min.	-20 °C
	max	80 °C
(2) Use of the belt with limit values may reduce its life		
Humidity influence	no	
Permanent antistatic dynamically (UNI EN ISO 21179)	yes	
Both sides can be used for power transmission	yes	

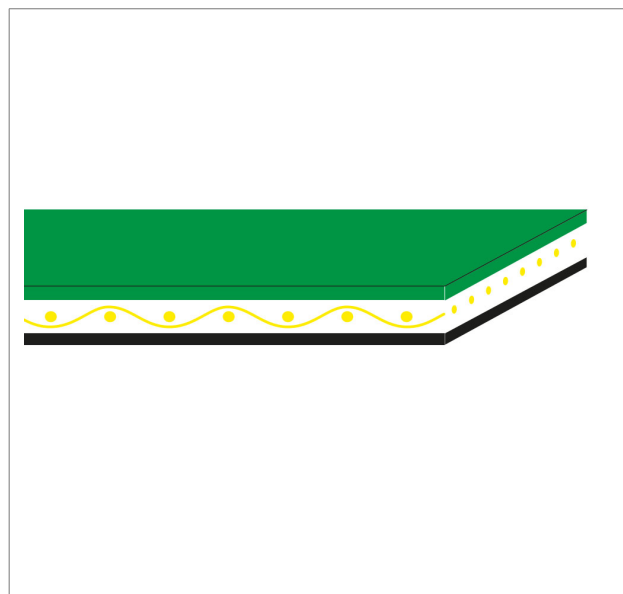
**SUITABLE FOR**

Textile: tangential drives

Materials handling

Paper industry

Wood industry


**FEATURES**

- Highest power transmission at reduced initial working tension
- Dimensionally stable regardless of weather changes
- Excellent silent running
- Belt can be run in either direction
- Low energy absorption

**COMPLIANCES**

REACH EC 1907/2006 Regulation and Amendments

**NOTES**

The value indicated in the "Pull for 1% elongation" field refers to the relaxed K value.

Joining methods: "FAST JOINT" system without using adhesives.

Issue: 6-2-2015

Last Update: 28-11-2017

**DISCLAIMER**

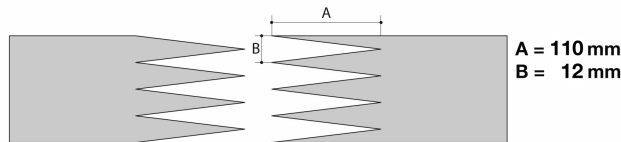
The information contained in this document describes the features of the CHIORINO product as tested in a laboratory environment at a temperature of +23 degrees °C at 50% relative humidity. It does not necessarily reflect the conditions of industrial use and it does not guarantee the product to be suitable for certain applications. The client remains liable for the proper selection and correct use of the CHIORINO product. CHIORINO cannot be held responsible should damages arise from the use of its products. Necessary alterations to this data can be made without prior notice.

CODE CG-256

TYPE

**T60/30A**

• Recommended joining procedure SINGLE Z



Other joining methods can be used:

- MICRO Z
- FAST JOINT SINGLE Z
- 
- 

Check our general catalogue to get further info on CHIORINO joining methods.

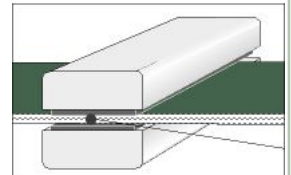
• Pressing

Heating press P \ PL \ PLS

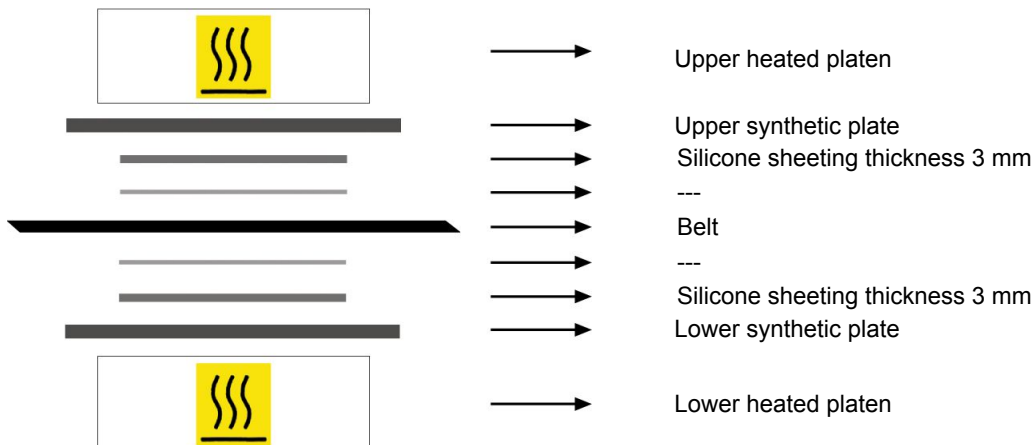
Press settings	
Upper platen temperature	185 °C
Lower platen temperature	185 °C
Temperature gauge setting	170 °C
Curing time in press	2 min.
Pressure	2.5 bar
Film	none
Cement	---

Advice for the press adjustment:

1. Use the KM330 thermometer to check the effective temperature inside the belt. Place the thermometer gauge as shown by the drawing at side.
2. Allow the cooling cycle to be completed before removing the belt from the press.
3. A reliable strength of the joint is ensured, providing that temperatures reached by the press are those indicated in the table at side. A periodical inspection of the thermostats is recommended, to make sure they function correctly.



• Layout of components



• Notes

The curing time can vary according to the used press. It is advisable to perform a joining test with the purpose of refining, if necessary, the value of time useful to reach the temperature of 170 °C measured by the feeler.

Issue: 17-03-2015

Last Update: 01-12-2016

**DISCLAIMER**

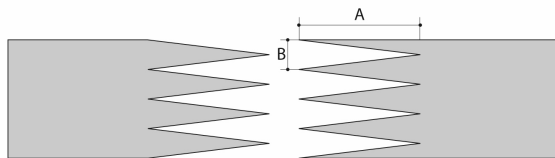
The information contained in this document describes the features of the CHIORINO product as tested in a laboratory environment at a temperature of +23 degrees °C at 50% relative humidity. It does not necessarily reflect the conditions of industrial use and it does not guarantee the product to be suitable for certain applications. The client remains liable for the proper selection and correct use of the CHIORINO product. CHIORINO cannot be held responsible should damages arise from the use of its products. Necessary alterations to this data can be made without prior notice.

CODE **CG-256**

TYPE

**T60/30A**

**• Recommended joining procedure FAST JOINT SINGLE Z**



A = 95 mm  
B = 8 mm

Other joining methods can be used:

---  
---  
---  
---

Check our general catalogue to get further info on CHIORINO joining methods.

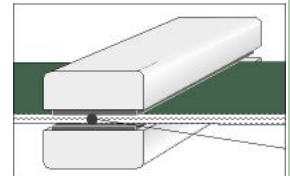
**• Pressing**

Heating press **P120 FJ**

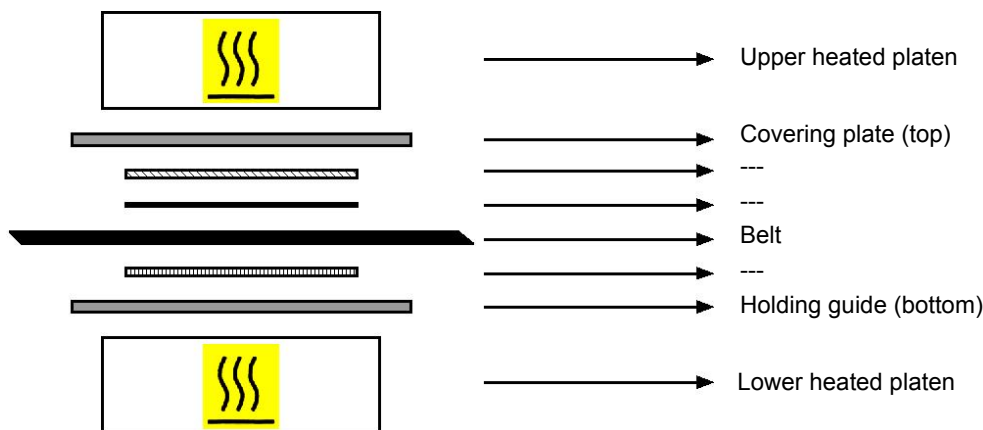
Press settings	
Upper platen temperature	200 °C
Lower platen temperature	200 °C
Temperature gauge setting	--- °C
Curing time in press	9 min.
Cooling time	15 min.

**Advice for the press adjustment:**

1. Use the KM330 thermometer to check the effective temperature inside the belt. Place the thermometer gauge as shown by the drawing at side.
2. Allow the cooling cycle to be completed before removing the belt from the press.
3. A reliable strength of the joint is ensured, providing that temperatures reached by the press are those indicated in the table at side. A periodical inspection of the thermostats is recommended, to make sure they function correctly.



**• Layout of components**



**• Notes**

Issue: 04-12-2017

Last Update: 04-12-2017

**DISCLAIMER**

The information contained in this document describes the features of the CHIORINO product as tested in a laboratory environment at a temperature of +23 degrees °C at 50% relative humidity. It does not necessarily reflect the conditions of industrial use and it does not guarantee the product to be suitable for certain applications. The client remains liable for the proper selection and correct use of the CHIORINO product. CHIORINO cannot be held responsible should damages arise from the use of its products. Necessary alterations to this data can be made without prior notice.